
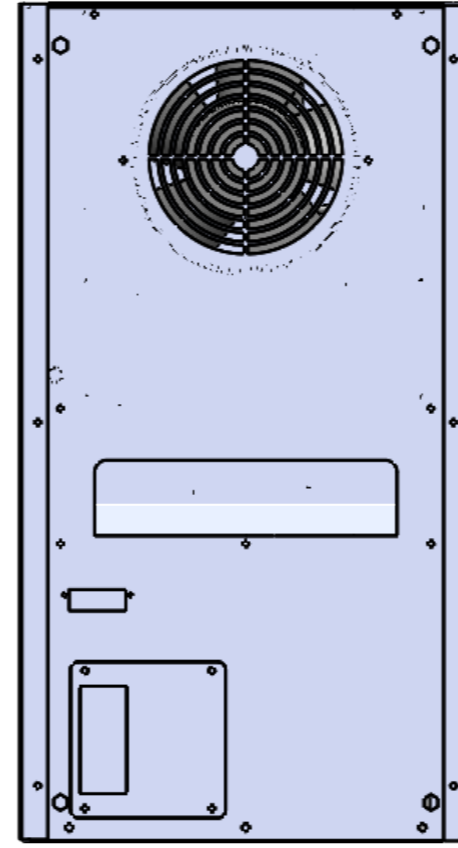


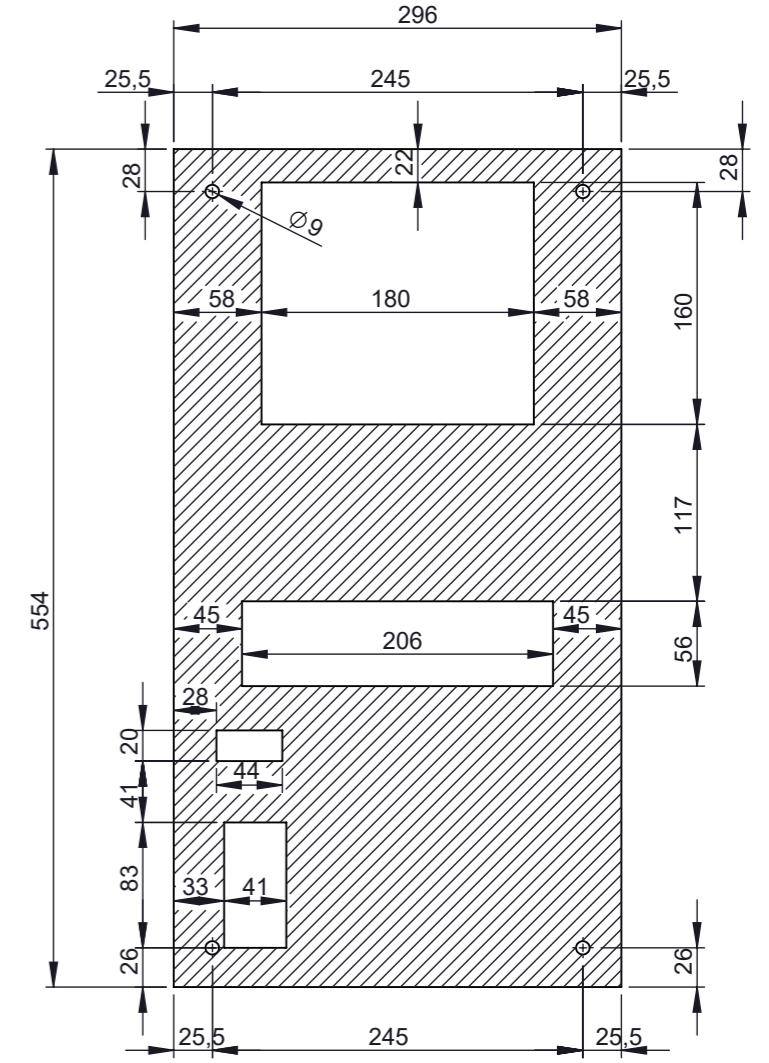
ÖN GÖRÜNÜŞ
FRONT VIEW




YAN GÖRÜNÜŞ
SIDE VIEW



ARKA GÖRÜNÜŞ
BACK VIEW



KESİM ŞABLONU
CUTTING TEMPLATE



ÜST GÖRÜNÜŞ
TOP VIEW

GENERAL TOLERANCE	
0 - 30	± 0.2
30 - 120	± 0.3
120 - 315	± 0.4
315 - 1000	± 0.5
1000 - 2000	± 0.6
2000 - 4000	± 0.8
4000 - 8000	± 1.0
8000 - 12000	± 1.2

THIS PRINT IS OWNED BY KLIMEXS. IT'S CONTENTS MUST NOT BE COPIED OR DISCLOSED TO OUTSIDERS. DIMENSIONS ARE INDICATED AS MILLIMETRES

SCALE
1:5

DRAWN BY: SELİN SEVİM
CONTROL: [Blank]
DATE: 13.11.2024

MATERIAL: [Blank] MATERIAL THICKNESS: [Blank]

PART/ASSEMBLY NAME

BT-00350-ID-G-EMHP-R134A-25-R0000

klimexs
Industrial Cooling Systems

DRAWING DESCRIPTION

BT350-INDOOR