
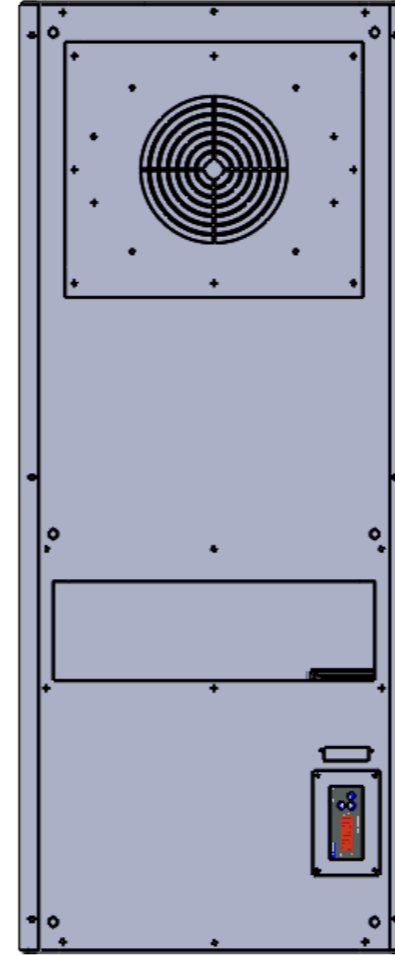


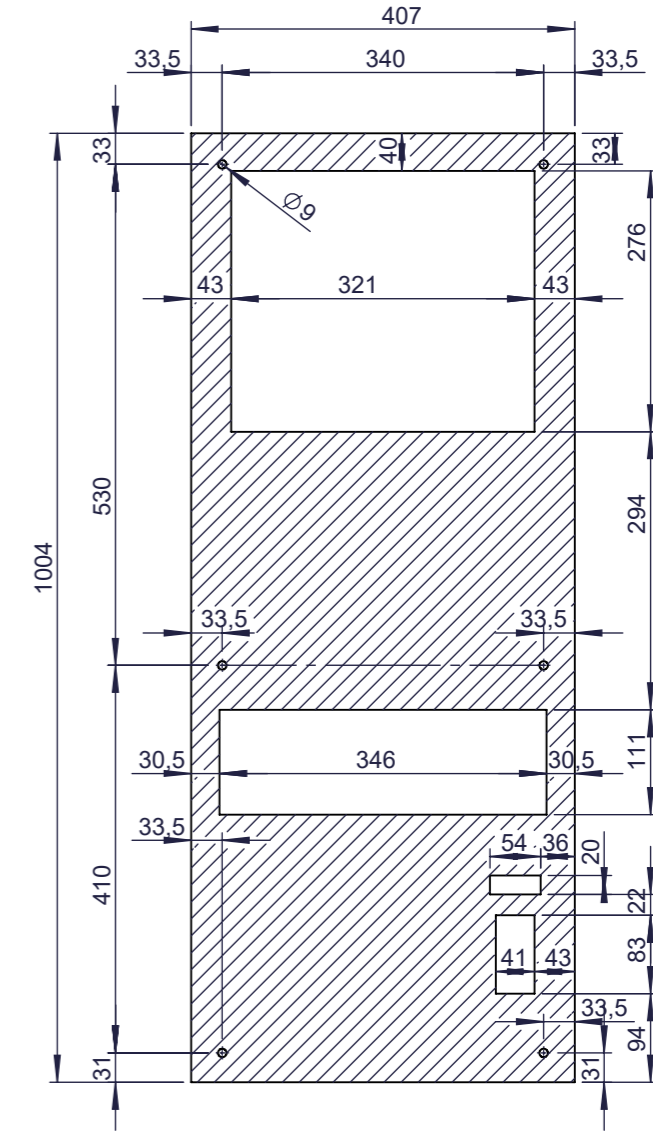
ÖN GÖRÜNÜŞ  
FRONT VIEW



YAN GÖRÜNÜŞ  
SIDE VIEW



ARKA GÖRÜNÜŞ  
BACK VIEW



KESİM ŞABLONU  
CUTTING TEMPLATE



ÜST GÖRÜNÜŞ  
TOP VIEW

GENERAL TOLERANCE	
0 - 30	± 0,0
30 - 120	± 0,1
120 - 315	± 0,15
315 - 1000	± 0,2
1000 - 2000	± 0,3
2000 - 4000	± 0,4
4000 - 8000	± 0,5
8000 - 12000	± 0,6

THIS PRINT IS OWNED BY KLIMEXS. IT'S CONTENTS MUST NOT BE COPIED OR DISCLOSED TO OUTSIDERS. DIMENSIONS ARE INDICATED AS MILLIMETRES

SCALE  
1:10

DRAWN BY: SELİN SEVİM  
REVISION NUMBER: 0  
DATE: 21.11.2024

MATERIAL: \_\_\_\_\_  
MATERIAL THICKNESS: \_\_\_\_\_

PART/ASSEMBLY NAME: BT-03000-ID-G-EMHP-R134A-25-R0000



DRAWING DESCRIPTION: BT3000-INDOOR