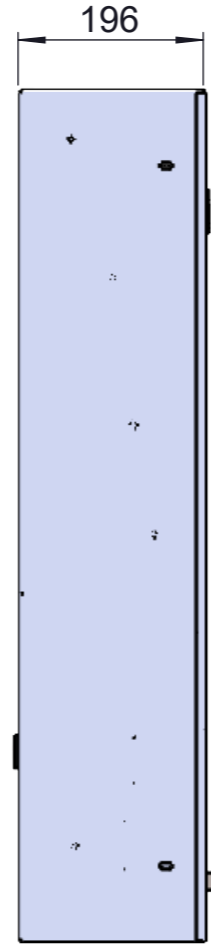
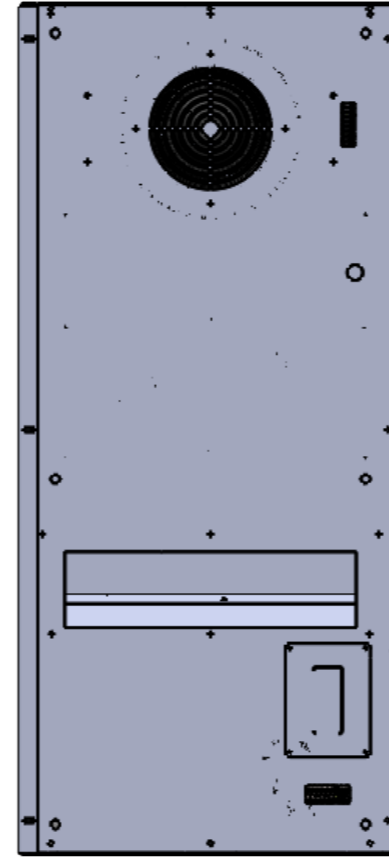


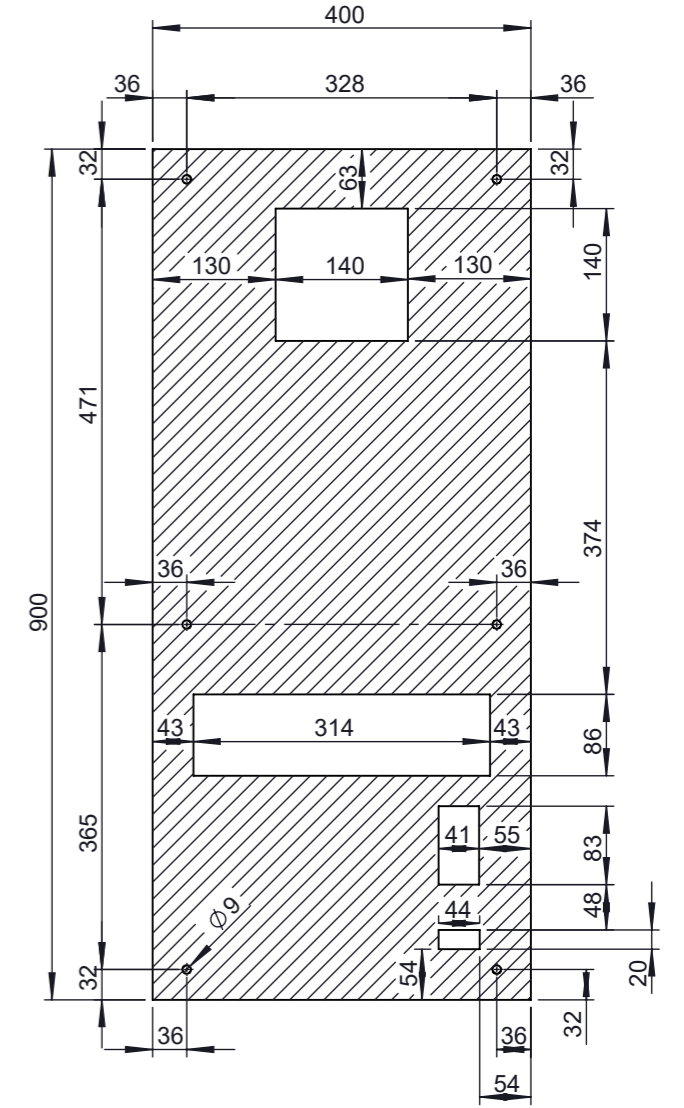
ÖN GÖRÜNÜŞ  
FRONT VIEW




YAN GÖRÜNÜŞ  
SIDE VIEW



ARKA GÖRÜNÜŞ  
BACK VIEW



KESİM ŞABLONU  
CUTTING TEMPLATE



ÜST GÖRÜNÜŞ  
TOP VIEW

| GENERAL TOLERANCE |        |
|-------------------|--------|
| 0 - 30            | ± 0.10 |
| 30 - 120          | ± 0.15 |
| 120 - 315         | ± 0.20 |
| 315 - 1000        | ± 0.30 |
| 1000 - 2000       | ± 0.40 |
| 2000 - 4000       | ± 0.50 |
| 4000 - 8000       | ± 0.60 |
| 8000 - 12000      | ± 0.80 |

THIS PRINT IS OWNED BY KLIMEXS. IT'S CONTENTS MUST NOT BE COPIED OR DISCLOSED TO OUTSIDERS. DIMENSIONS ARE INDICATED AS MILLIMETRES

SCALE  
1:10

DRAWN BY: SELİN SEVİM  
REVISION NUMBER: 0  
DATE: 14.11.2024

MATERIAL: \_\_\_\_\_ MATERIAL THICKNESS: \_\_\_\_\_

PART/ASSEMBLY NAME  
BT-01700-ID-G-EMHP-R1 34A-25-R0000

**klimexs**  
Industrial Cooling Systems

DRAWING DESCRIPTION  
BT1700- INDOOR