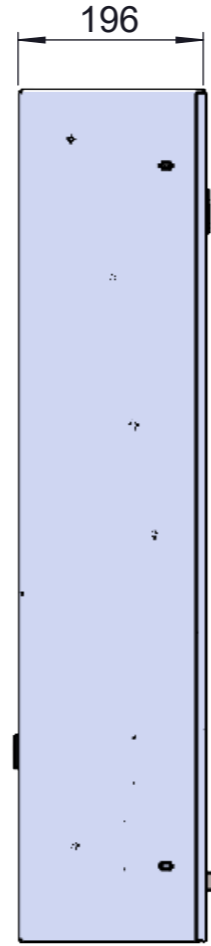
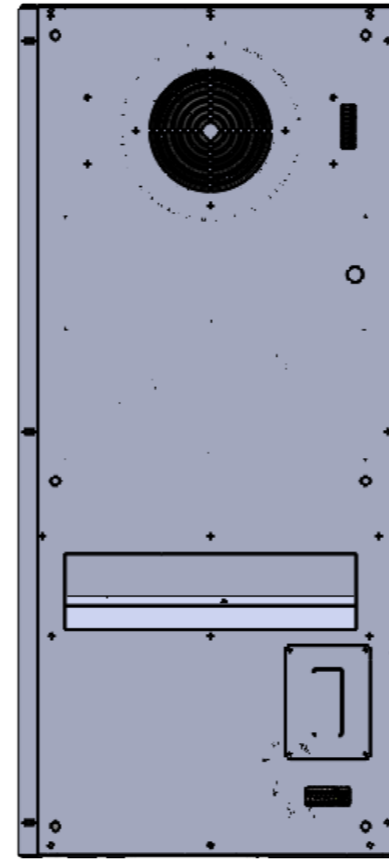


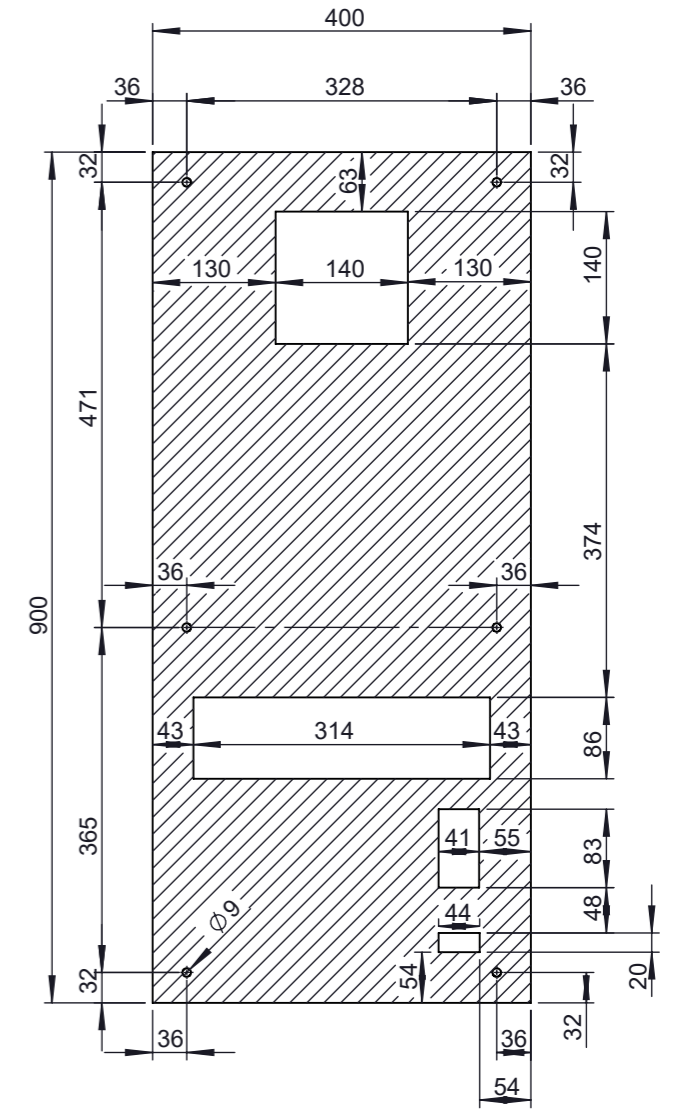
ÖN GÖRÜNÜŞ
FRONT VIEW




YAN GÖRÜNÜŞ
SIDE VIEW



ARKA GÖRÜNÜŞ
BACK VIEW



KESİM ŞABLONU
CUTTING TEMPLATE



ÜST GÖRÜNÜŞ
TOP VIEW

GENERAL TOLERANCE	
0 - 30	± 0.10
30 - 120	± 0.15
120 - 315	± 0.20
315 - 1000	± 0.30
1000 - 2000	± 0.40
2000 - 4000	± 0.50
4000 - 8000	± 0.60
8000 - 12000	± 0.80

THIS PRINT IS OWNED BY KLIMEXS. IT'S CONTENTS MUST NOT BE COPIED OR DISCLOSED TO OUTSIDERS. DIMENSIONS ARE INDICATED AS MILLIMETRES

SCALE
1:10

DRAWN BY: SELİN SEVİM
REVISION NUMBER: 0
DATE: 14.11.2024

MATERIAL: _____ MATERIAL THICKNESS: _____

PART/ASSEMBLY NAME
BT-01500-ID-G-EMHP-R134A-25-R0000

klimexs
Industrial Cooling Systems

DRAWING DESCRIPTION
BT1500- INDOOR