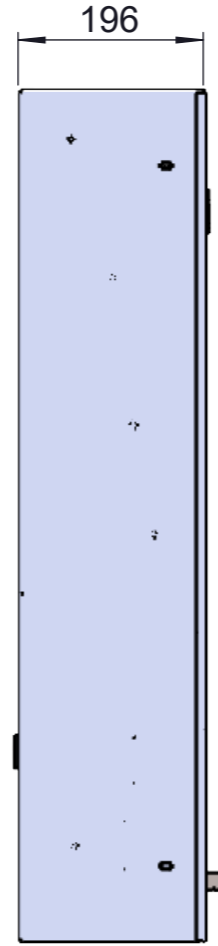
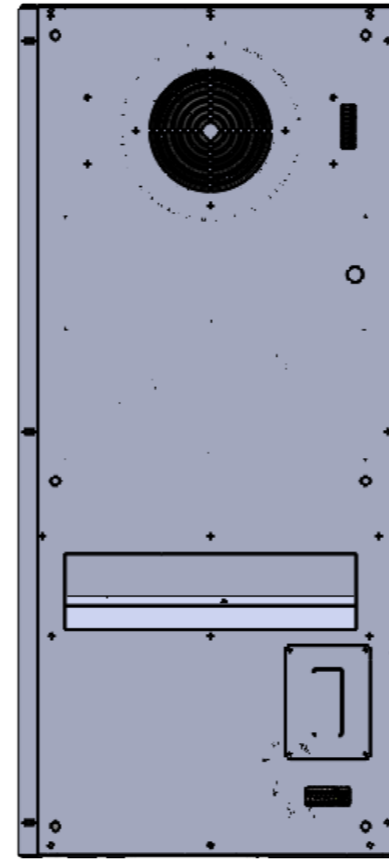


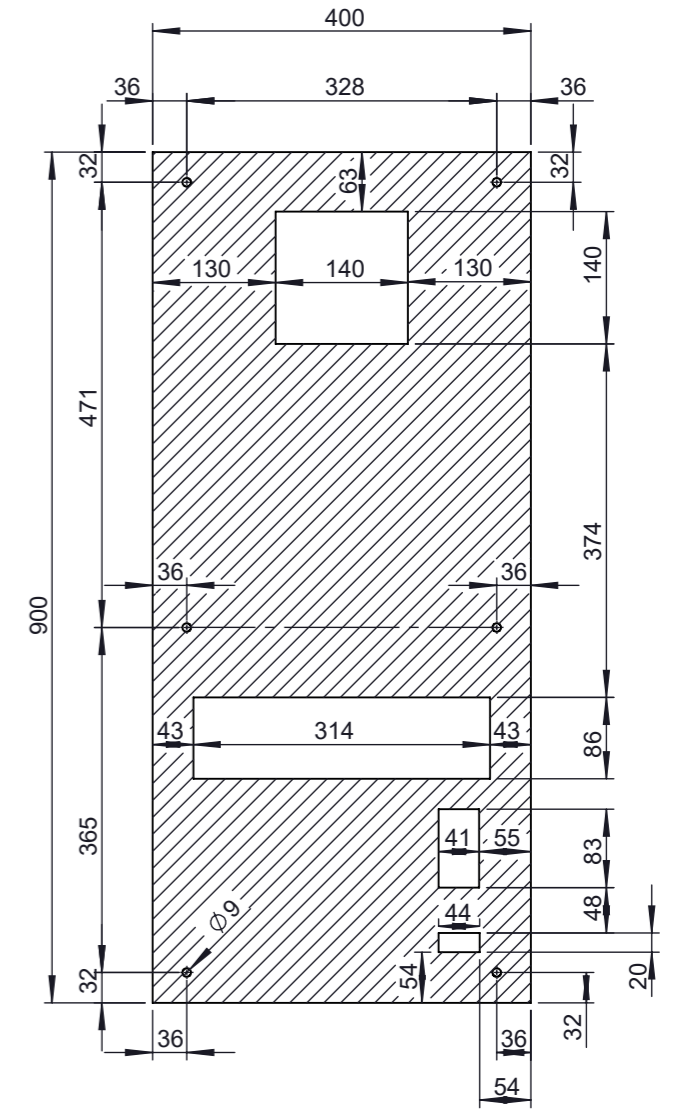
ÖN GÖRÜNÜŞ  
FRONT VIEW




YAN GÖRÜNÜŞ  
SIDE VIEW



ARKA GÖRÜNÜŞ  
BACK VIEW



KESİM ŞABLONU  
CUTTING TEMPLATE



ÜST GÖRÜNÜŞ  
TOP VIEW

GENERAL TOLERANCE	
0 - 30	± 0.0
30 - 120	± 0.1
120 - 315	± 0.2
315 - 1000	± 0.3
1000 - 2000	± 0.4
2000 - 4000	± 0.5
4000 - 8000	± 0.6
8000 - 12000	± 0.8

THIS PRINT IS OWNED BY KLIMEXS. IT'S CONTENTS MUST NOT BE COPIED OR DISCLOSED TO OUTSIDERS. DIMENSIONS ARE INDICATED AS MILLIMETRES

SCALE  
1:10

DRAWN BY: SELİN SEVİM  
REVISION NUMBER: 0  
DATE: 14.11.2024

MATERIAL: \_\_\_\_\_  
MATERIAL THICKNESS: \_\_\_\_\_

PART/ASSEMBLY NAME  
BT-01000-ID-G-EMHP-R1 34A-25-R0000

**klimexs**  
Industrial Cooling Systems

DRAWING DESCRIPTION  
BT1000- INDOOR